



For Earth, For Life

Kubota



KUBOTA EUROPE S.A.S.

19 à 25, Rue Jules Vercurysse
Zone Industrielle - B.P. 50088
95101 Argenteuil Cedex France
Téléphone : (33) 01 34 26 34 34
Télécopieur : (33) 01 34 26 34 99

KUBOTA U.K. LTD

Dormer Road, Thame, Oxfordshire
OX93UN, U.K.
Phone: (44) 01 844-268140
Fax: (44) 01 844-216685

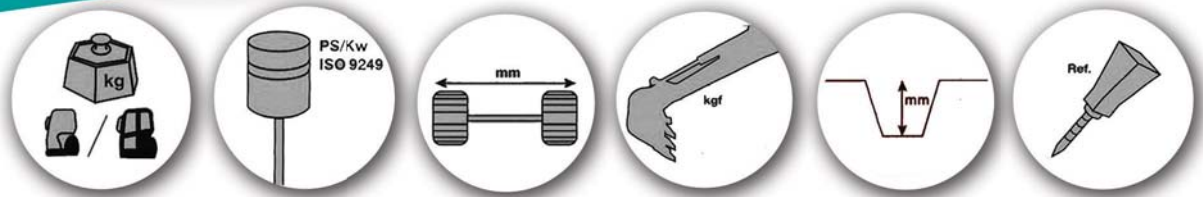
KUBOTA Baumaschinen GmbH

Steinhauser Straße 100
D-66482 Zweibrücken Germany
Telefon : (49) 0 63 32 - 487 - 312
F a x : (49) 0 63 32 - 487 - 101

www.kubota-eu.com

For Earth, For Life

Kubota



K008-3

980	10.2/7.4	700/860	1000	1720	KM55
-----	----------	---------	------	------	------



U10-3

1120	10.2/7.4	750/990	1060	1800	KM55
------	----------	---------	------	------	------



U10-3 SL

1120	10.2/7.4	750/990	1060	1800	KM55
------	----------	---------	------	------	------



KX016-4

1490/1540	13/9.6	990/1240	1300	2250	KM105
-----------	--------	----------	------	------	-------



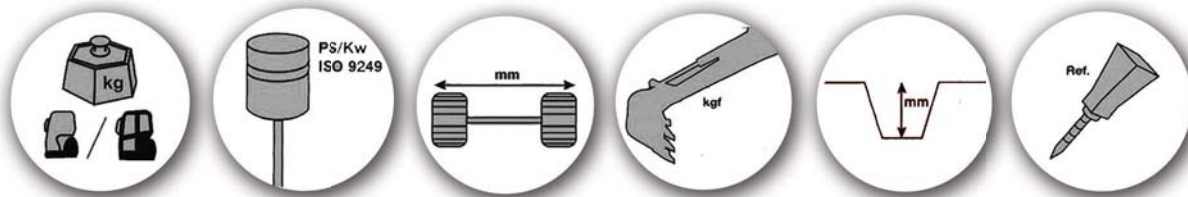
U15-3N

1600	13/9.6	990/1240	1550	2310	KM105
------	--------	----------	------	------	-------



U17-3a

1650	16/11.8	990/1240	1550	2310/2460	KM105
------	---------	----------	------	-----------	-------



KX019-4

1680/1780	16/11.8	990/1300	1620	2580	KM105
-----------	---------	----------	------	------	-------



U20-3a

S: 2060/2180 V: 2160/2250	19/14	S: 1400 V: 1300/1500	1880	S: 2320 V: 2540	S: KM105 V: KM155
------------------------------	-------	-------------------------	------	--------------------	----------------------



U27-4

2490/2590	21.2/15.6	1500	2140	2820	KM155
-----------	-----------	------	------	------	-------



KX027-4

2520/2590	23.8/17.5	1400	2250	2740	KM155
-----------	-----------	------	------	------	-------



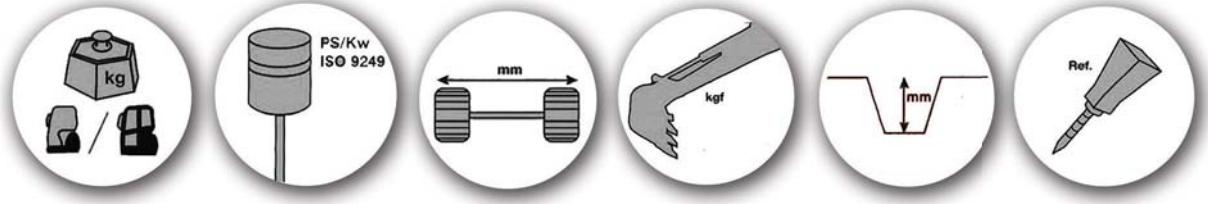
KX030-4

2720/2790	24/17.7	1500	2590	2870	KM155
-----------	---------	------	------	------	-------



KX101-3a4

3410/3520	31.1/22.9	1550	3180	3100/3300	KM205
-----------	-----------	------	------	-----------	-------



U36-4

3576/3756	24.2/17.8	1700	3060	3410	KM205
-----------	-----------	------	------	------	-------



KX042-4

4125	39.4/29	1700	3100	3375	KM205
------	---------	------	------	------	-------



U48-4

4775	40.5/28.8	1960	3360	3380	KM305
------	-----------	------	------	------	-------



U55-4

5400	46/33.8	1960	4315	3630	KM305
------	---------	------	------	------	-------



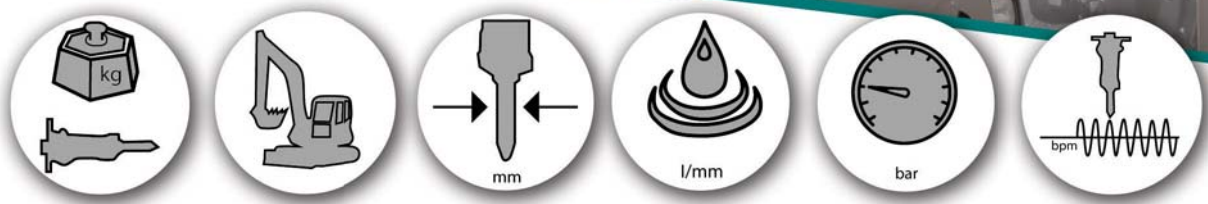
KX057-4

5545	46/33.8	1960	4315	3890	KM305
------	---------	------	------	------	-------



KX080-4a

8240 2P: 8760	63.2/46.5	2200	6650	4600 2P: 4590	KM455
------------------	-----------	------	------	------------------	-------



KM55

50	K008-3 U10-3	40	10~27	100 - 150	750-1700
----	-----------------	----	-------	-----------	----------



KM105

87	U15-3 / U17-3α KX016-4 / KX019-4	45	16~35	100 - 150	750 - 2300
----	----------------------------------------	----	-------	-----------	------------



KM155

160	U20-3α / U27-4 KX027-4 / KX030-4	50	30~50	100 - 150	1000-2000
-----	----------------------------------------	----	-------	-----------	-----------



KM205

225	KX030-4 KX101-3α4 / U36-4 KX042-4 U48-4 / U55-4 KX057-4	65	42~65	100 - 150	750-1400
-----	------------------------------------------------------------------------	----	-------	-----------	----------



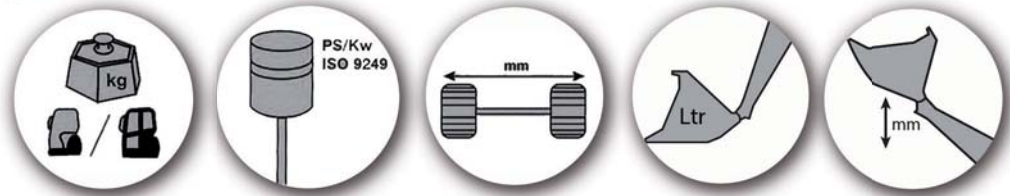
KM305

330	U48-4 / U55-4 KX057-4 KX080-4α	80	62~100	100 - 150	700-1300
-----	--------------------------------------	----	--------	-----------	----------



KM455

455	KX080-4α	95	55~100	100 - 150	550-1250
-----	----------	----	--------	-----------	----------



RT100

1100	20/15	920	230	2170
------	-------	-----	-----	------



RT140

1480	26/19	890	320	2560
------	-------	-----	-----	------



RT150

1500/1550	33/23.5	890	370	2560
-----------	---------	-----	-----	------



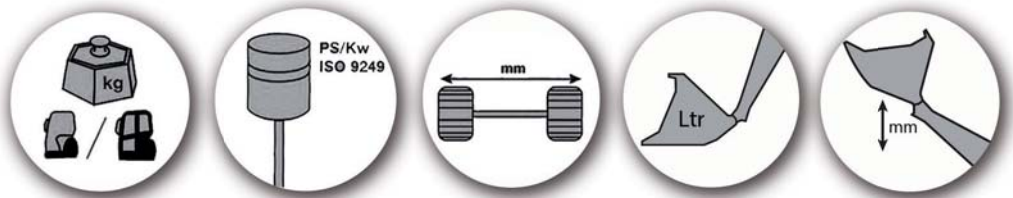
RT210

2100/2150	33/23.5	1040	380	2825
-----------	---------	------	-----	------



RT270

2770/2820	44/33	1100	420	2964
-----------	-------	------	-----	------



RT280

2770/2820	44/33	1100	420	2498
-----------	-------	------	-----	------



R065HW

4510/4675	47.3/34.8	1680	650	3230
-----------	-----------	------	-----	------



R082

4635/4800	47.3/34.8	1725	850	3230
-----------	-----------	------	-----	------



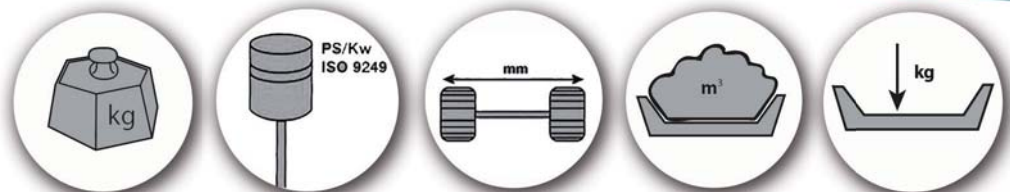
R085

4565/4790	62.5/46	1725	850	3230
-----------	---------	------	-----	------



KTH4815

2950	44/33	1570	451	4800
------	-------	------	-----	------



KC70-4 H (P)/HV (P)

H : 580
H (P) : 540
HV : 660
HV (P) : 620

9.4/7.1
(P) : 6.3/8.4

758
(V) : 758/1058

0.34

700



KC70-4 HD/VHD (P)

HD (P) : 620
VHD (P) : 700
VHD : 740

9.4/7.1
(P) : 6.3/8.4

758
(V) : 758/1058

0.29

550



KC70-4 SL (P)/VSL

SL : 655
SL (P) : 600
VSL : 735

9.4/7.1
(P) : 6.3/8.4

758
(V) : 758/1058

0.34

700



KC110HR-4

960

15.7/11.8

990

0.52

1000



KC250H-4

2700

45.5/33.4

1550

1.36

2500



KC250HR-4

2700

45.5/33.4

1550

1.49

2500